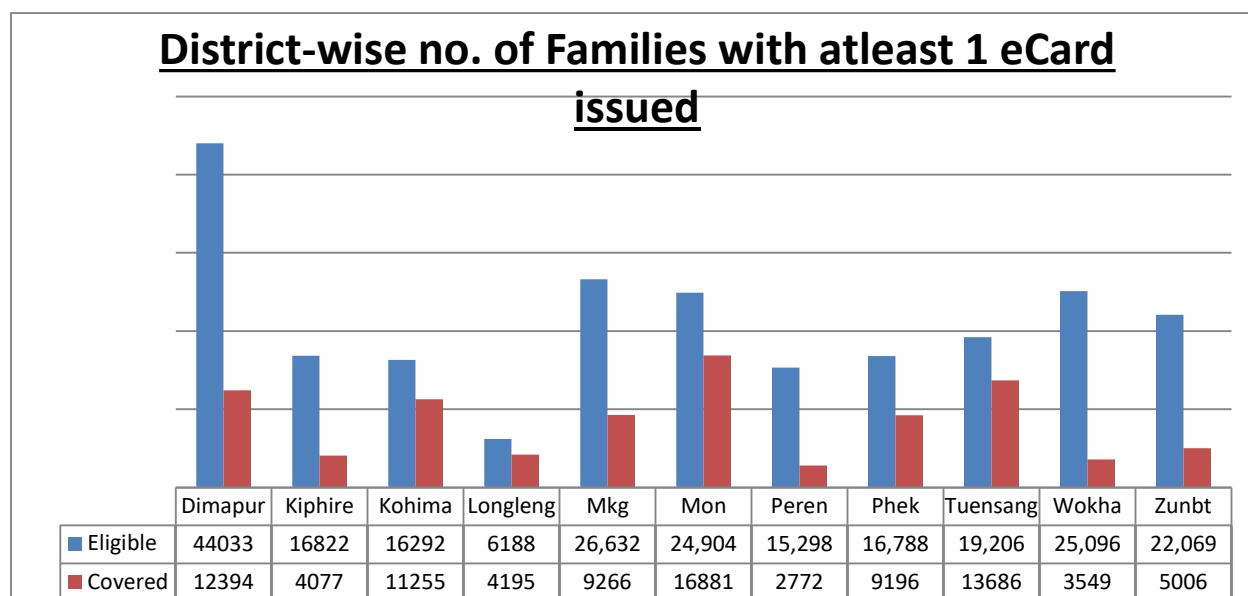


1. BENEFICIARY ECARD GENERATION DATA:

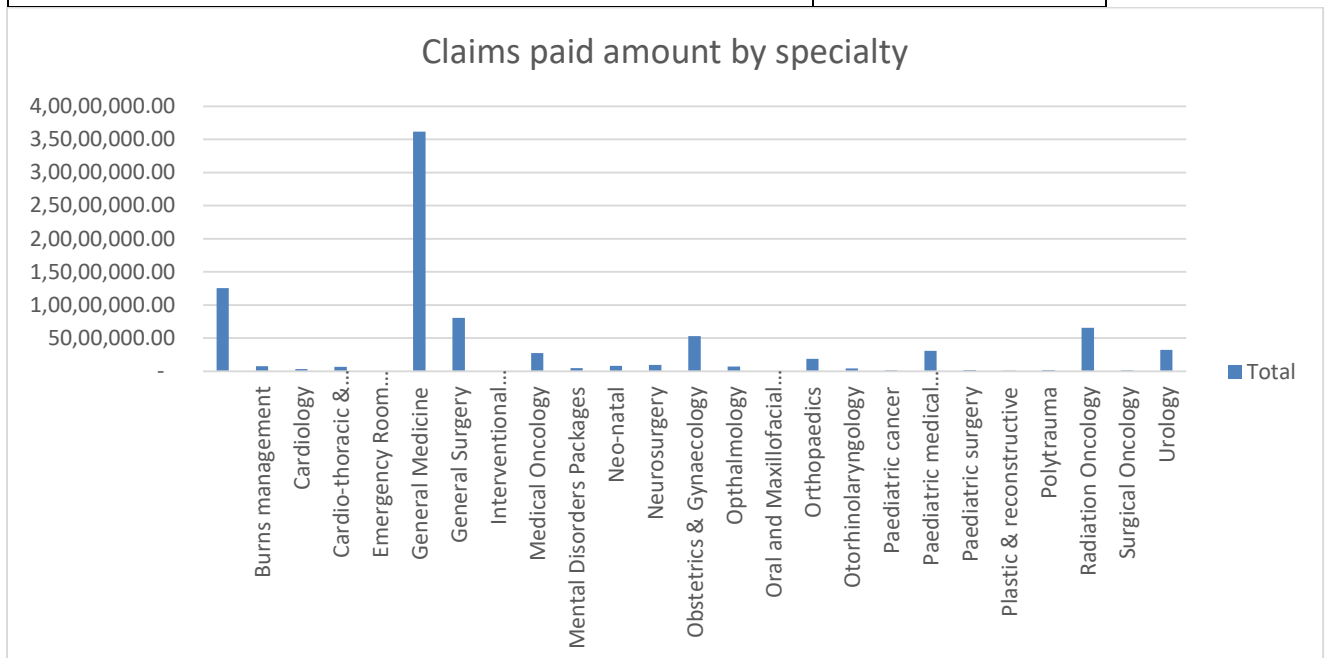
District-wise no. of Families with atleast 1 eCard issued			
District	Eligible	Covered	%
Dimapur	44033	12394	28.15
Kiphire	16822	4077	24.24
Kohima	16292	11255	69.08
Longleng	6188	4195	67.79
Mkg	26,632	9266	34.79
Mon	24,904	16881	67.78
Peren	15,298	2772	18.12
Phek	16,788	9196	54.78
Tuensang	19,206	13686	71.26
Wokha	25,096	3549	14.14
Zunbt	22,069	5006	22.68
TOTAL	233328	92277	39.55



2. CLAIMS DATA

2.1 First policy period(23/09/2018- 22/12/2019)

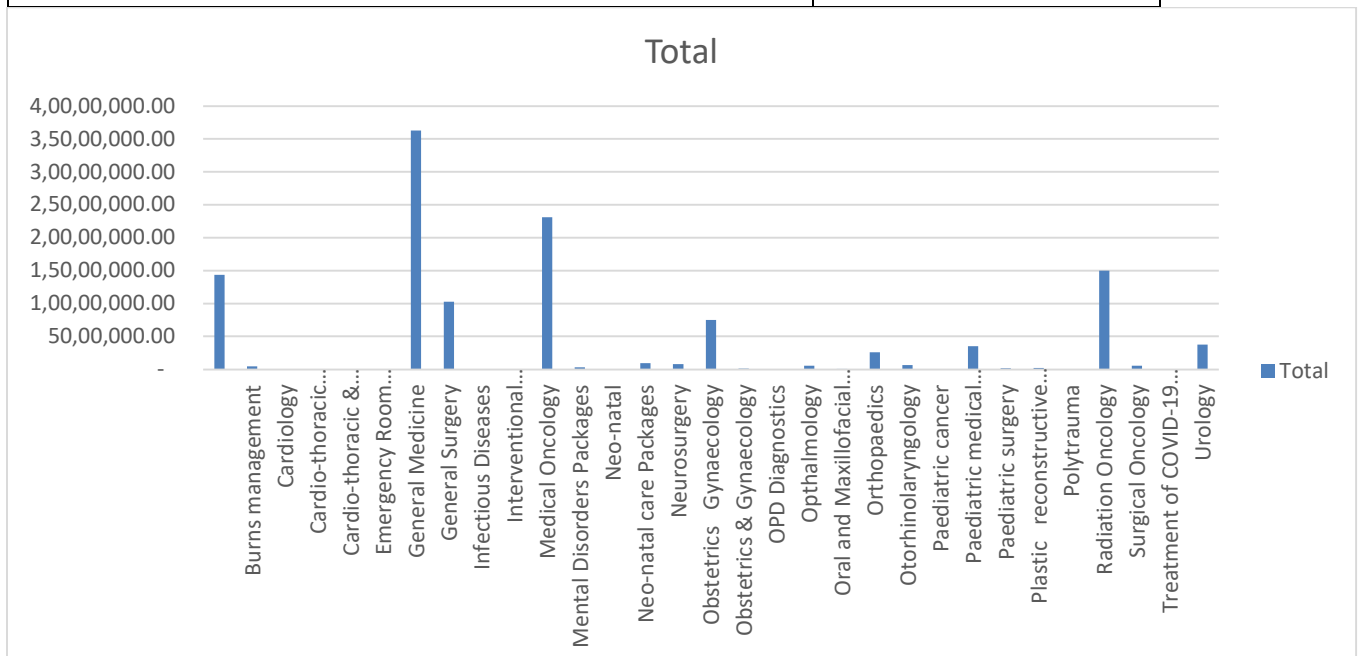
Row Labels	Sum of Claim Paid Amt
Unspecified	1,25,15,531.00
Burns management	7,28,400.00
Cardiology	3,23,500.00
Cardio-thoracic & Vascular surgery	6,40,500.00
Emergency Room Packages (Care requiring less than 12 hrs stay)	9,100.00
General Medicine	3,61,48,394.00
General Surgery	80,30,014.00
Interventional Neuroradiology	16,967.00
Medical Oncology	27,43,553.00
Mental Disorders Packages	4,40,000.00
Neo-natal	7,89,925.00
Neurosurgery	9,40,642.00
Obstetrics & Gynaecology	52,89,794.00
Ophthalmology	7,05,970.00
Oral and Maxillofacial Surgery	21,200.00
Orthopaedics	18,73,197.00
Otorhinolaryngology	4,04,385.00
Paediatric cancer	1,39,925.00
Paediatric medical management	30,63,556.00
Paediatric surgery	1,52,300.00
Plastic & reconstructive	95,200.00
Polytrauma	1,72,000.00
Radiation Oncology	65,45,204.00
Surgical Oncology	1,46,207.00
Urology	32,24,310.00
Grand Total	8,51,59,774.00



2.2 Second policy period(23/12/2019 - 31/03/2021(ongoing))

2.2.1 Specialty wise claims approved data

Row Labels	Sum of Claim App Amt
Unspecified	1,43,47,463.00
Burns management	4,61,117.00
Cardiology	39,380.00
Cardio-thoracic Vascular surgery	11,000.00
Emergency Room Packages (Care requiring less than 12 hrs stay)	24,900.00
General Medicine	3,63,06,225.00
General Surgery	1,02,72,926.00
Medical Oncology	2,31,13,587.00
Mental Disorders Packages	2,97,200.00
Neo-natal	7,260.00
Neo-natal care Packages	9,27,470.00
Neurosurgery	7,96,700.00
Obstetrics Gynaecology	75,04,174.00
Obstetrics & Gynaecology	1,17,888.00
OPD Diagnostics	5,170.00
Ophthalmology	5,46,454.00
Oral and Maxillofacial Surgery	60,400.00
Orthopaedics	26,07,359.00
Otorhinolaryngology	6,57,481.00
Paediatric medical management	35,08,229.00
Paediatric surgery	1,54,100.00
Plastic reconstructive Surgery	1,98,900.00
Polytrauma	36,000.00
Radiation Oncology	1,50,09,054.00
Surgical Oncology	5,48,220.00
Urology	37,40,525.00
Grand Total	12,12,99,182.00



2.2.2 Month wise Claims approved data

Row Labels	Sum of Claim Sub. Amt	Sum of Claim App Amt
Dec'19	325576	238001
Jan'20	7931088	7450360
Feb'20	13581863	12236686
Mar'20	17093677	15472182
Apr'20	9384762	8680531
May'20	9943876	9400608
Jun'20	8719147	7990015
Jul'20	10493651	9591397
Aug'20	8174850	7697316
Sep'20	8304464	7503847
Oct'20	10721786	10112673
Nov'20	6974951	6580982
Dec'20	7432096	6897311
Jan'21	5725267	5238808
Feb'21	7933946	6208465
Grand Total	132741000	121299182

