



Global Epidemiological update

Cases and deaths continue to decline across the globe including Europe and USA. All regions show the same declining trend except the Eastern Mediterranean region. USA, Brazil, France, Russia and the United Kingdom reported the maximum number of cases in the past week. In India, Maharashtra is seeing a surge in cases after a 2-month lull with the state going for stricter COVID-19 control measures.

Total Vaccinated with Covid-19 Vaccine

World	199 million
India	10.7 million
Nagaland	23,977

as on 19 February 2021

SARS COV-2 VARIANTS OF CONCERN: MoHFW, India issues new Guidelines for International Arrivals

In view of the increasing concern over SARS COV-2 variants, the MoHFW has issued fresh guidelines for International arrivals dated 17th Feb 2021.

“There is increasing evidence that the mutant variant of SARS-CoV-2 are in circulation in many countries and these mutant variants are driving the pandemic in their country of origin. So far, the three SARSCoV-2 variants in circulation viz-a-viz (i) UK Variant [VOC 202012/01 (B.1.1.7)] (ii) South Africa variant [501Y.V2 (B.1.351)] and (iii) Brazil variant [P.1 (P.1)] - have been detected in 86, 44 and 15 countries respectively. **All three variants have demonstrated increased transmissibility.**”- MoHFW.

WHO situation reports: Variants of concern as on 15th Feb 2021

Nextstrain clade	20I/501Y.V1	20H/501Y.V2†	20J/501Y.V3
Pango lineage	B.1.1.7	B.1.351	B.1.1.28.1
First detected by	United Kingdom	South Africa	Brazil / Japan
First appearance	20 September 2020	Early August 2020	December 2020
Key spike mutations	<ul style="list-style-type: none"> • H69/V70 deletion • Y144 deletion • N501Y • A570D • D614G • P681H 	<ul style="list-style-type: none"> • L242/A243/L244 deletion • N501Y • D614G • E484K • K417N 	<ul style="list-style-type: none"> • N501Y • D614G • E484K • K417N
Countries reporting cases	94	46	21

Experts have always maintained **the best way to stop the rise of variants** is to STOP TRANSMISSION by COVID-19 appropriate behaviors as changes in the virus can happen anytime and anywhere when there is uncontrolled transmission.

More than 1 crore doses of Covid-19 Vaccine administered in India in just 34 days

India is one of the leading countries in the COVID-19 vaccine race as 10.7 million doses have been administered in the first 34 days. In the state, more frontline workers and healthcare workers continue to get vaccinated with 23,977 doses already administered. 3,419 health care workers have already completed the full dose and have been provided vaccination certificates. No adverse events needing medical intervention has been reported from any district across the state. An approximate 199 million doses of vaccines have been administered globally.

Covid-19 Vaccine will be crucial to stop the pandemic along with other Covid-19 appropriate behaviours

Vaccines save millions of lives each year. Vaccines work by training and preparing the body's natural defences - the immune system- to recognize and fight off the viruses and bacteria they target. COVID-19 vaccines use the same mechanism and is our safest route back to our normal lives.

Only 7 COVID-19 vaccines are in use across world till now but more than 200 vaccines are in development. On an average, only 7 vaccines out of 100 candidates from the laboratory will be considered good to move into clinical trials (WHO).

The last date for vaccination of health care workers is 20th Feb 2021 which will be followed by mop up rounds till 25th Feb 2021. For frontline workers, the last date is 1st March 2021 followed up by mop up sessions till 6th March 2021.

Why do we need a second dose of the COVISHEILD VACCINE?

Two doses separated by 28 days are administered for maximum protection.

The **first dose** PRIMES your immune system.

The **second dose** is the one that really gives a boost to the immune system so that the antibody response as well as T cell mediated response is maximised. They also develop a memory response, which then lasts for a long time.

Major updates from the week

- 3 deaths have been reported after no reported deaths for a month. The death toll now stands at 81.
- 1,176 samples were tested in the past week and 15 cases were detected. 1,28,898 samples have been tested till date.
- Hypertension and diabetes are the most commonly associated comorbidities among the deaths.
- The positivity rate among symptomatic/ pre-op screening/Self-test/ travel purposes coming to Flu clinics continue to remain high.

Covid 19 Cases	Confirmed cases	Deaths	Death Rate
World	10,99,97,288	24,35,145	2.21%
India	1,09,63,394	1,56,111	1.42%
N.E. India	3,33,439	2,285	0.69%
Nagaland	12,191	81	0.66%

As on 19 February 2021

State	Total Cases	No of Deaths	Death Rate
Assam	2,17,344	1091	0.50 %
Tripura	33,366	391	1.17 %
Manipur	29,225	373	1.28 %
Meghalaya	13,946	148	1.06 %
Sikkim	6,126	135	2.20 %
Nagaland	12,191	81	0.66 %
Arunachal Pradesh	16,836	56	0.33 %
Mizoram	4,405	10	0.23 %
Total	3,33,439	2285	0.69 %

In the past week:

World: 25,73,762 cases and 74,865 deaths.

India: 70,648 cases and 561 deaths.

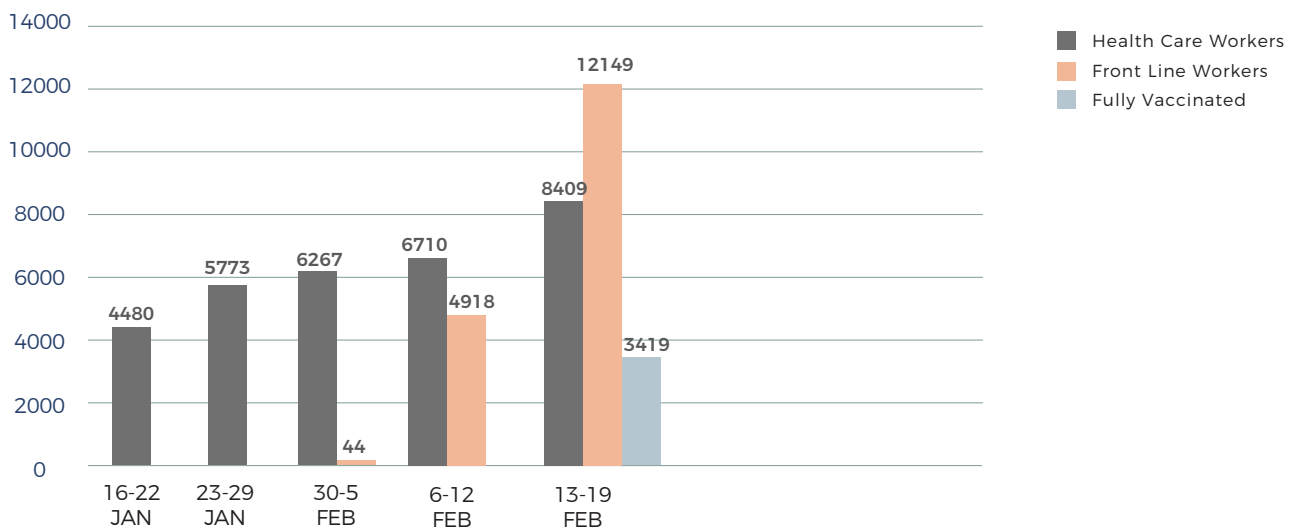
Nagaland: 15 cases and 3 deaths.

COVID-19 VACCINATION IN NAGALAND FOR HEALTHCARE & FRONTLINE WORKERS

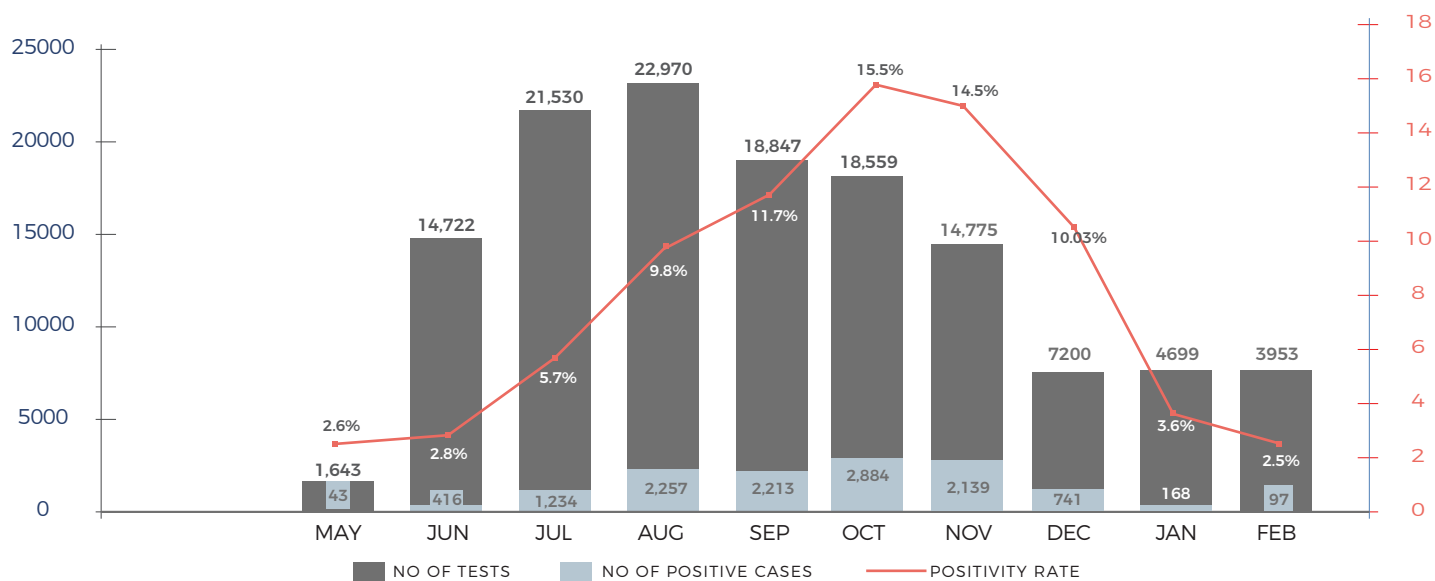
District	Frontline Workers	Health Care Workers		Total Vaccinated
		1 st Dose	2 nd Dose	
Dimapur	3513	1910	934	6357
Kohima	2737	1484	341	4562
Mokokchung	1081	1160	609	2850
Mon	1036	724	198	1958
Zunheboto	951	523	265	1739
Phek	665	603	256	1524
Wokha	500	608	323	1431
Peren	645	419	156	1220
Tuensang	232	492	169	893
Longleng	479	270	109	858
Kiphire	310	216	59	585
State	12,149	8,409	3,419	23,977

23,977 doses administered across Nagaland

TOTAL VACCINATED CUMULATIVE



MONTHLY TESTING & POSITIVITY RATE



DISTRICT WISE TESTING IN THE PAST WEEK

District	Total tests	% of RT PCR/ Truenat
Dimapur	549	0 %
Kiphire	18	28 %
Kohima	333	83 %
Longleng	0	0 %
Mokokchung	93	54 %
Mon	59	8 %
Peren	11	18 %
Phek	14	57 %
Tuensang	66	0 %
wokha	15	47 %
Zunheboto	18	0 %
State	1,176	30%

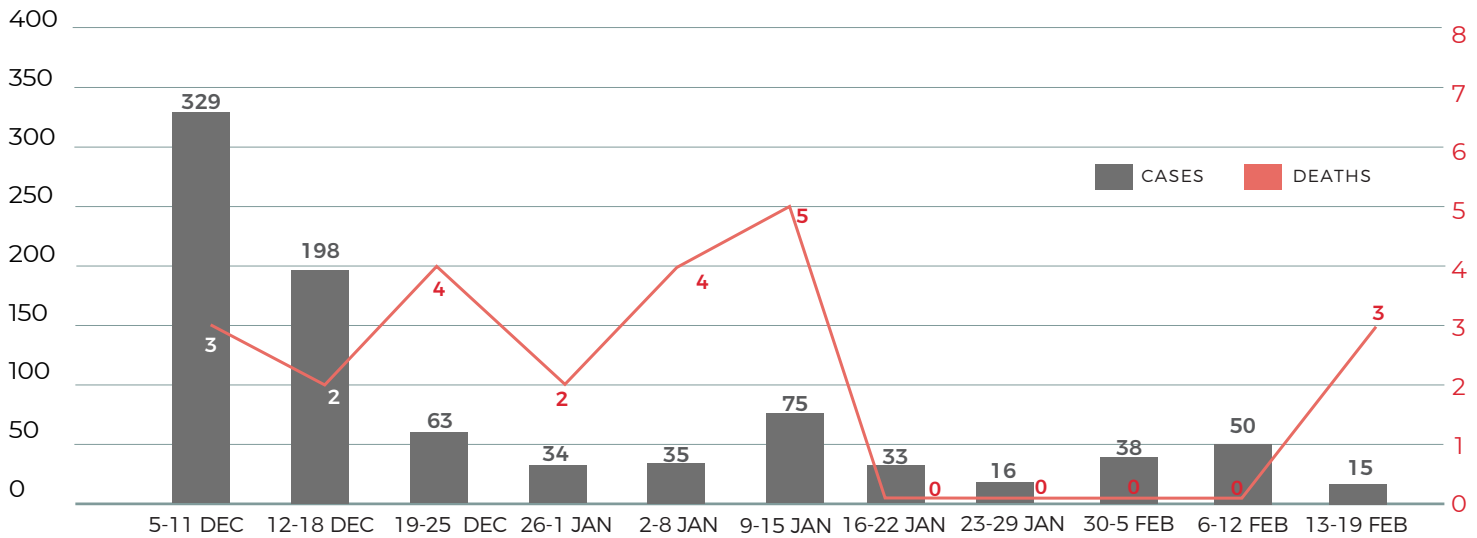
7 REASONS WHY YOU SHOULD GET VACCINATED!

1. The Vaccine will prevent you from getting infected by the SARS-CoV-2 Virus.
2. Even if you get infected, the Vaccine will prevent severe disease, hospitalization or death.
3. The vaccine is very safe. Only mild side effects like fever, pain at injection site, headache, malaise is expected after vaccination.
4. No long-term side effects are expected since the vaccines used are old and tried tested technology used in other vaccines.
5. The vaccine will shorten the duration of the Pandemic and help us get back safely to our normal lives.
6. Getting yourself vaccinated will protect people around you and vaccination is a social responsibility.
7. The emergence of SARS COV 2 variants adds to the urgency of vaccination.

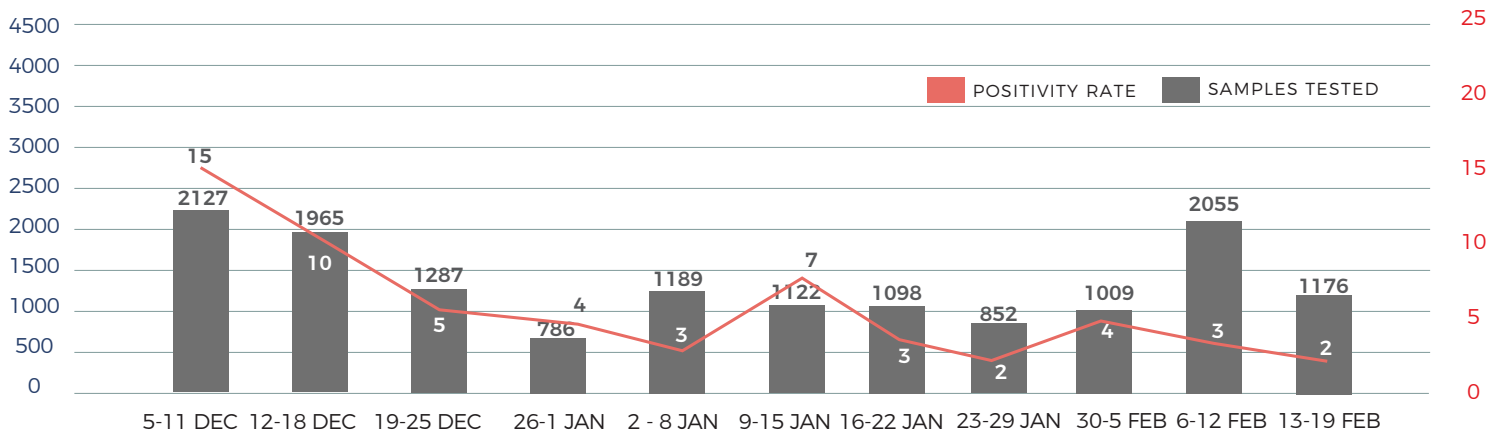
CONFIRMED CASES (weekly data)

15 confirmed cases this week

WEEKLY DATA OF CONFIRMED CASES AND DEATHS



WEEKLY DATA ON SAMPLE TESTING & SAMPLE POSITIVITY RATE



CONFIRMED CASES THIS WEEK

Age Group	Cases
Traced Contacts/Self-test	14
Travelers	0
Armed forces/ Security	1
Frontline workers	0
TOTAL	15

70% of samples were tested by Rapid Antigen Test (RAT) in the past week.

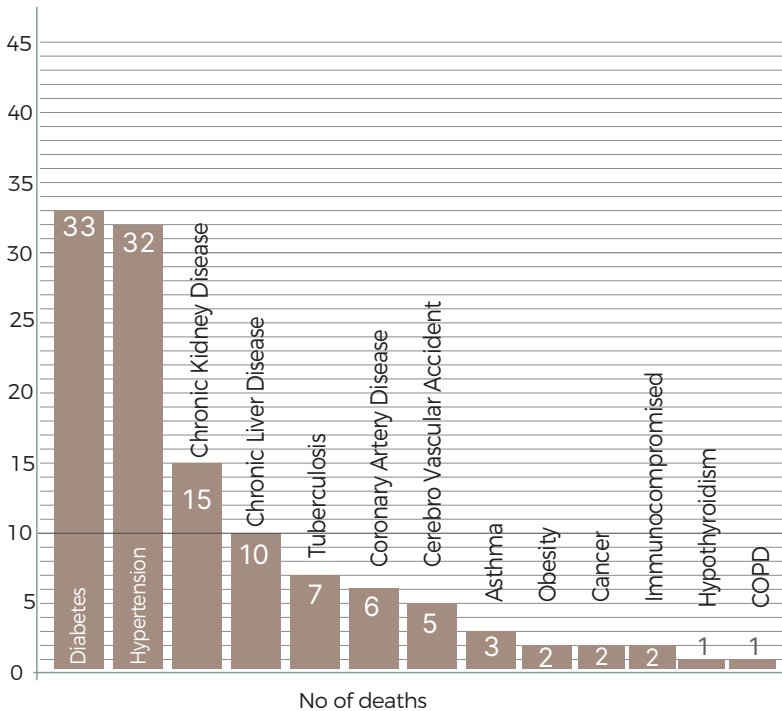
Test Type	No of tests	%
RT PCR	74572	58
TRUENAT	37296	29
RAT	17030	13
TOTAL	1,28,898	100%

COVID DEATHS

- Total Deaths: 81
- Median Age: 55 yrs
- Range: 24 - 90 yrs
- Gender: Males 73%
- Deaths with comorbidities: 84%

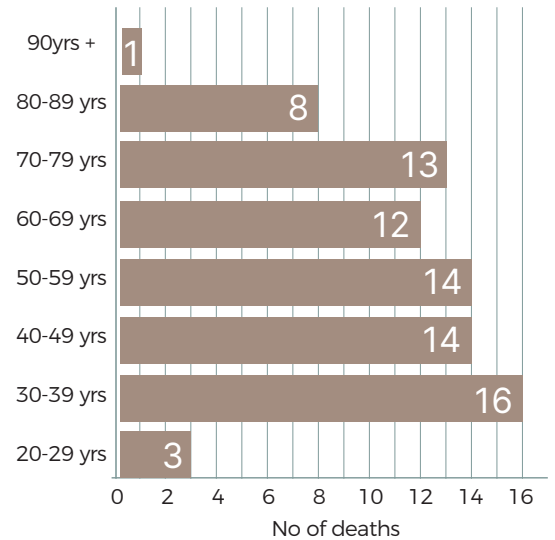
All COVID-19 deaths are certified by the state death committee as per ICMR and WHO ICD 10 guideline.

DEATHS (ASSOCIATED COMORBIDITIES)



Multiple comorbidities are associated with a single patient.

COVID-19 DEATHS BY AGE GROUP



58% deaths are below 60 years.

Most common affected age group is 40-49 and 30-39-year age groups.

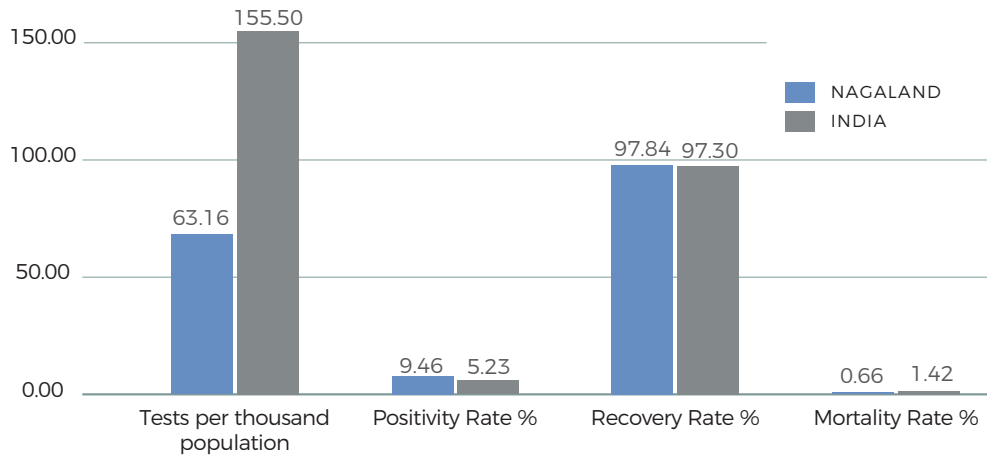
Most common comorbidities: Diabetes & Hypertension

Going back to our normal lives safely will need discipline and maintenance of COVID-19 appropriate behaviors like wearing mask, washing hands frequently and maintaining physical distancing along with vaccination of the population till and when a certain level of Immunity is achieved in the population.

VACCINES AND COVID-19 APPROPRIATE BEHAVIOURS ARE OUR SAFEST ROUTE BACK TO THE NORMAL LIVES!

Isolate, get yourself tested and get help if you have any covid-19 like symptoms or if you come in contact with a positive case. Let us protect ourselves and the vulnerable people in the community by being more careful and responsible. Let us all adopt COVID-19 appropriate behaviours during this crucial time.

TESTING, POSITIVITY, RECOVERY AND MORTALITY RATES

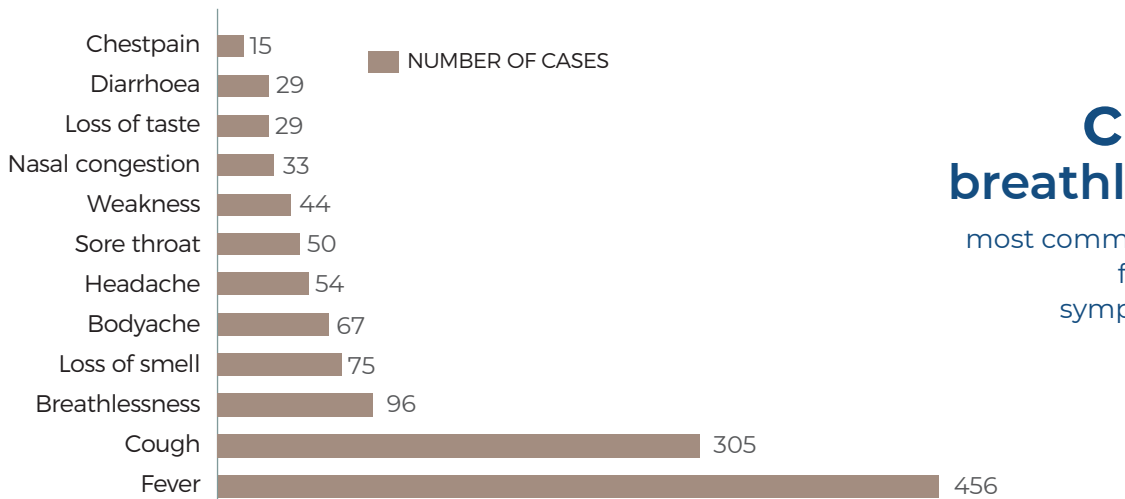


DATA AS ON 19 FEBRUARY 2021

CATEGORIZATION OF TOTAL CONFIRMED CASES

Total confirmed cases till date: 12,191

CLINICAL PRESENTATION OF SYMPTOMATIC CASES



**fever
cough
breathlessness**

most common presenting feature among symptomatic cases

Anyone with such reported symptoms should self-isolate and seek medical help as necessary.

DESCRIPTIVE EPIDEMIOLOGY

Characteristics	Number/Percentage
Median Age of Positive Cases	33 years
Range (Age) of Positive Cases	1 month - 98 years
Cases with comorbidity	1%
Symptomatic Cases	5%

CONTACT TRACING

A total of 35,098 contacts have been traced by surveillance teams across all districts.

Contact tracing remains as one of the crucial pillars of COVID-19 control. Self-test implies category of people who have been tested without any history of contact either for travel, symptomatic, work place related or for medical treatment in a hospital

DISTRIBUTION OF POSITIVE TRACED CONTACTS BY AGE-GROUP & OCCUPATION

Age Group	Cases	Percentage
0.1-10	338	7
11 -20	651	13
21-30	1306	26
31-40	1271	25
41-50	770	15
51-60	457	9
61-98	301	6
TOTAL	5,094	100%

Gender	Cases	Percentage
Female	2016	40
Male	3078	60
TOTAL	5,094	100%

Among the traced contacts, the most affected age group is 21-30 years at 26%) followed by 31-40 years at 25%. Among them, 60% are males.

The uncontrolled spread among the age group of 21-40 years is increasing risk in the higher age groups.

Occupation/Place of infection	Cases	Percentage
Household contacts	1456	29
Government employees	1207	24
Students	957	19
Self employed	797	16
Unemployed	199	4
Prison contacts	138	3
Teachers	73	1
Migrant workers	69	1
Convent contacts	62	1
Church contacts	34	0.7
Bank Staff	28	0.6
Bakery/Restaurant employee	24	0.5
Shelter home	18	0.4
Taxi Drivers	18	0.4
Media persons	7	0.1
NGO staff	7	0.1
Symptomatic/ Pre-op/Travel	824	16
TOTAL	5,094	100%

Positivity rate among household contacts 29% continue to remain followed by government employees at 24% and students at 19%.

The positivity rate among symptomatic/ pre-op screening/Self-test/ travel purposes coming to Flu clinics continue to remain high at 16%.

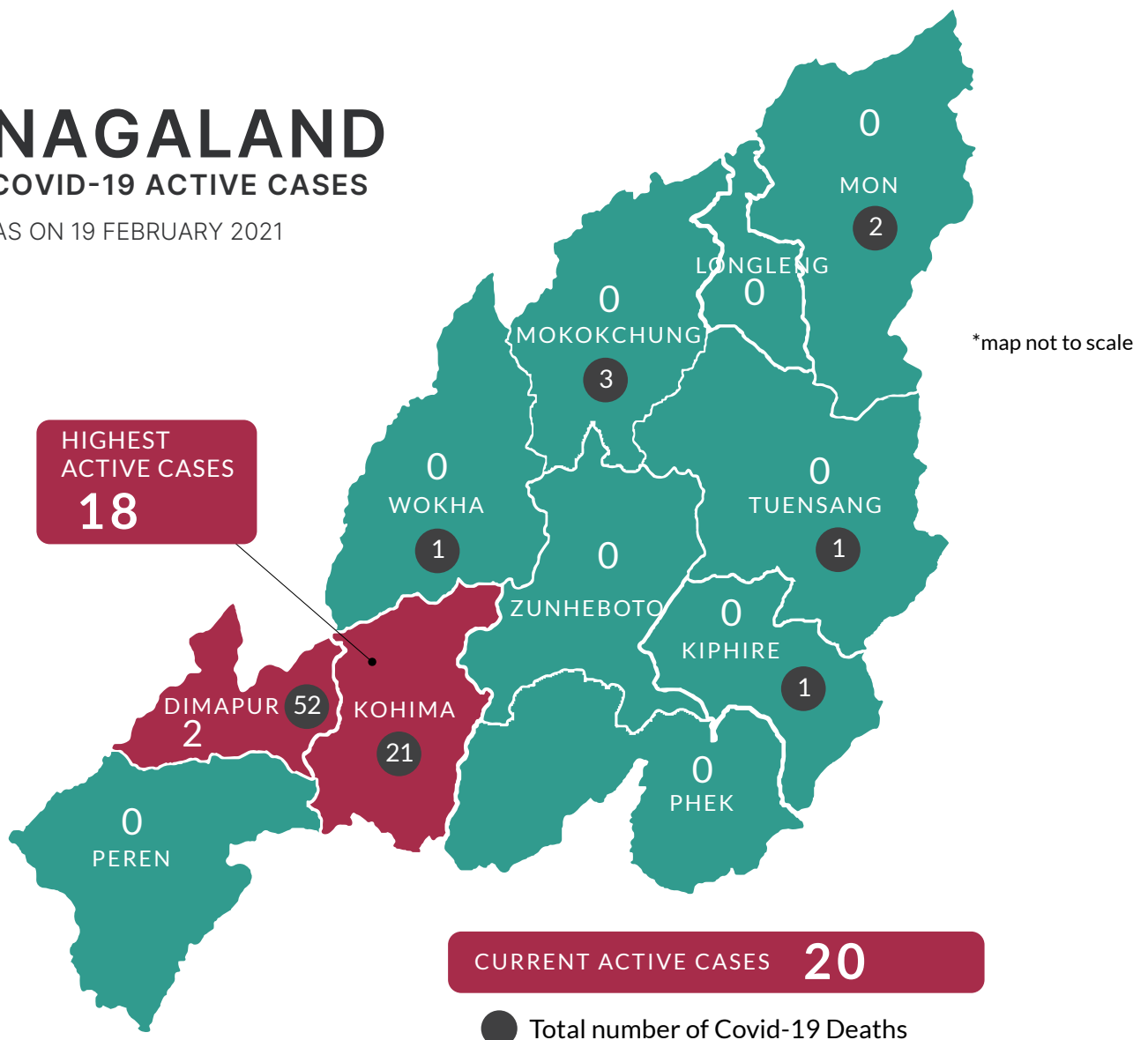
DISTRICT DISTRIBUTION OF ACTIVE CASES AND SAMPLING

District	Total Cases	Active Cases	Deaths	Samples Tested	Tests per thousand population	Positivity Rate
Kohima	3873	18	21	37896	136	10.2 %
Dimapur	6477	2	52	51547	132	12.6 %
Kiphire	41	0	1	1207	16	3.4 %
Longleng	19	0	0	1213	23	1.6 %
Mokokchung	193	0	3	5191	26	3.7 %
Mon	605	0	2	13185	51	4.6 %
Peren	507	0	0	5978	61	8.5 %
Phek	47	0	0	3048	18	1.5 %
Tuensang	248	0	1	5823	29	4.3 %
Wokha	39	0	1	1625	9	2.4 %
Zunheboto	142	0	0	2185	15	6.5 %
State	12191	20	81	128898	63	9.5 %

NAGALAND

COVID-19 ACTIVE CASES

AS ON 19 FEBRUARY 2021



*For data reporting, Noklak is covered under Tuensang district as there is no separate surveillance unit yet for the district.

PROTECT AGAINST COVID-19



GET VACCINATED




WEAR A MASK



**MAINTAIN 6 FT. DISTANCE
& AVOID CROWDS**




**WASH HANDS
FREQUENTLY**

 www.nagahealth.nagaland.gov.in

 @MyGovNagaland

 www.covid19.nagaland.gov.in

 @HealthNagaland

 www.nsdma.nagaland.gov.in

 Coronaga



(DR. KEVICHÜSA MEDIKHRÜ)
Principal Director
Department of Health and Family Welfare
Kohima: Nagaland